

Paying for Fines in My Account

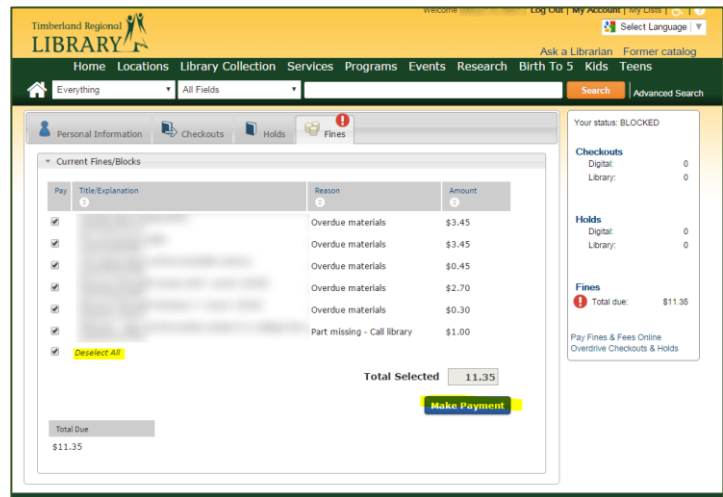
As of January 1st, 2017 paying TRL fines and fees online must be done via your account in the library catalog. New payments into the Reserve Accounts will no longer be accepted, although you will be able to access the existing funds in the account to pay for fines and fees. Additionally, staff can take credit card payments in the library at designated locations. See the instructions below for making a payment via the online catalog.

Login to **My Account** in the Public Catalog. <http://search.trl.org>

Select the **Fines** Tab

Select the items you want to pay for and click **Make Payment**

Payments must be **\$1.00** or more



Enter your information then click **Submit**

Back to My Account

Payment Information

Payment Amount: \$ 1.00

Payment Type: MasterCard

Full Name on Card:

Card Number:

Month: 01

Year: 17

CVV:

Zip Code:

Country: United States

Email me a payment receipt at this email address:

Submit

Payment

Click "**back to My Account**" to return to your account




Back to My Account

Payment Information


Payment Amount: \$ 1.00

Transaction completed. Vendor Transaction ID: 7

Payment Receipt by Email

 Reply  Reply All  Forward

Wed 6/22/2016 1:54 PM

 no-reply@bc.sirsidynix.net
Receipt for Library Payment 6

To

Your payment was successful.

Vendor Transaction ID: 6
Invoice Number: 154003
Amount: USD 1.00